

Youth Leadership Values Training

Helping the Youth of Today to Become the Leaders of Tomorrow ©

Leading Informal Small Group Values Discussions

Module #1 Integrity AWARENESS

(Hearing & Understanding)

Other related Integrity Modules under development are:
Module # 2 Integrity OBSERVATION (Seeing)
and Module # 3 Integrity DEMONSTRATION (Doing)



A Discussion Leader's Guide to Teaching the Value of Integrity

© Copyright 2004-2008 Old Kia Kima Preservation Association, Inc.
All rights reserved. Text may be used for educational purposes only, if credit is given.
No portion may be used for commercial purposes without express written permission.

Revised 8/27/08

DISCUSSION OUTLINE

Integrity: In-teg-ri-ty n.

1. Adherence to a code of values.
2. Soundness of moral principle and character; uprightness; honesty; completeness.

Synonyms:

- Honesty (*sincerity, frankness, openness*)
- Truthfulness (*candor, frankness, openness, reliability, faithfulness, straightforwardness*)
- Honor (*respect, admiration, credit, reputation, tribute, principle*)
- Veracity (*authenticity, genuineness, sincerity*)
- Reliability (*dependability, consistency, steadfastness, trustworthiness*)
- Uprightness (*decency, honesty, respectability, morality, honorableness, worthiness*)

Discussion Questions: (record answers on flip chart or chalk board)

- What is your definition of Integrity?
- What are the elements or components of Integrity?
- Where does Integrity come from?
- How do you get Integrity?
- Why is displaying Integrity such an important principle?
- What are some of the consequences of a lack of Integrity?
- Share some examples with each other on important Integrity decisions, and the long term effect that the decision has had on your life, or that of a friend.

Integrity Quotations are available at our website: www.oldkiakima.org

- For you to work into the discussions – Choose your favorites.

Flight Training: Integrity Team Competition for the longest flight

- Fun wrap-up. Break group into 4 teams – build only one paper airplane per team – award prize to winning team. (One half of Score ranks Teamwork/Time to “build”, and the other half is the distance flown).

Facilitating Integrity Discussion Questions (approximately 1 hour)

➤ **ASK: “What is your definition of Integrity”?**

Give participants the opportunity to help the group “build” a definition of Integrity – as each participant speaks, affirm their comments - **SAY** “so a key feature in your definition of Integrity is _____.”

➤ **ASK: “What are the elements or components of Integrity”?**

Look for words (synonyms), motives, and behaviors that describe Integrity. Try to draw in as many participants as possible into the discussion. (Consider choosing an Integrity quotation to use here).

➤ **ASK: “Where does Integrity come from”?**

Facilitate discussion, calling on a number of people to speak. Possible answers are that Integrity is learned by observing the example set by people in positions of responsibility and authority (i.e.: Parents, Teachers, Clergy, etc.). To stimulate discussion, **SAY**: “Tell us more about that”, or “Why was that important”? or, “How did you benefit from that”? or, “What was the impact on others”?

➤ **ASK: “How do you get Integrity”?**

First allow for, and facilitate discussion, then **SAY** that Example is always the best teacher, so we should choose and observe good Role Models that display high Integrity. Next, acknowledge that “Integrity can be taught, learned and acquired, but one must first make a commitment to hear and understand the value of Integrity to embrace it, and to use this principle to light the paths and guide decisions as one travels through life”. That is what we are doing here today with the **AWARENESS (Hearing) Module for Integrity**.

Explain that the next **OBSERVATION (Seeing) Module** of this series deals with learning core values through Examples. Integrity will be learned through the example of participating in the methods of storytelling, games, role-playing, and role modeling.

The **DEMONSTRATION (Doing) Module** that follows deals with learning core values through actively Participating. Explain that a modified Ropes Course, or Outdoor Adventure Challenge (hiking, canoeing, kayaking, etc.) is one of the learning methods of this final DEMONSTRATION (Doing) Module. Participation in Team Sports is also an excellent opportunity to learn leadership values.

➤ **ASK: “Why is displaying Integrity such an important principle”?**

Possible answers are: “Everyone in our society benefits”. “It insures others are treated fairly, and with dignity and respect”. “It shows that you care about others, not just yourself”. Look for these and other examples to elaborate. **Say**: “When it’s there (or not there), how does that make you feel”?

➤ **ASK: “What are some of the consequences of a lack of Integrity”?**

Allow group to discuss, in general, the negative impact that can be caused by others (no names or identifiers) displaying a lack of Integrity and engaging in such behaviors as lying, cheating, stealing, breaking rules, breaking laws, etc. Wrap up by seeking opinions on the consequences of what happens to such a person’s personal Reputation? Trust? Respect? Self Concept? Conscience? Also discuss how and why a lack of Integrity hurts others who are the innocent victims.

➤ **ASK: “Can we share some examples with each other on important good Integrity decisions, and the long term positive effect that the decision has had on your life, or that of a friend”?**

Suggestion: Have participants turn to the person next to them to discuss this question quietly among themselves, allowing 5 to 10 minutes, then bring the group back together and ask for volunteers to share examples. Look for examples of how someone was helped or benefited by the Integrity displayed by someone else. Also look for the ways a member of the group may have helped or benefited others by the Integrity decisions they may have made.

Youth Leadership Values Training

Integrity Quotations

On the premise that this Youth Leadership Core Value is best illustrated through the words and opinions of others, *please go to the website link below* to view a collection of quotations in support of the value of Integrity.



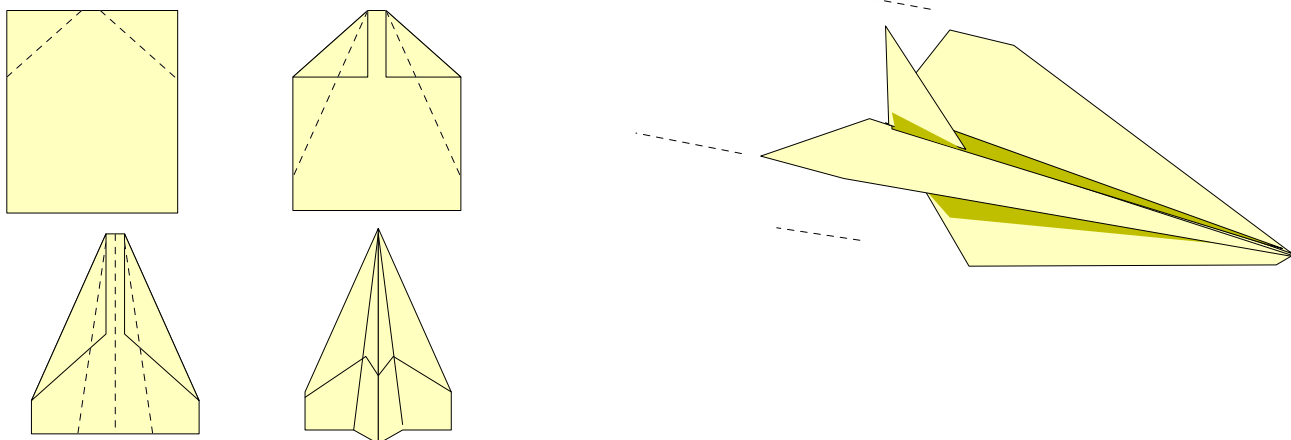
www.oldkiakima.org

INTEGRITY

*If it is not right do not do it;
if it is not true do not say it.*

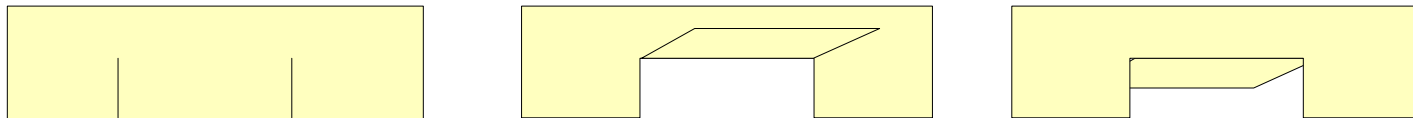
Marcus Aurelius

Instructions—Building Integrity



THE PLANE

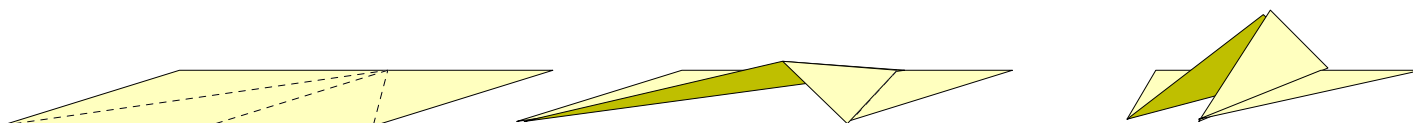
- Flip the paper over so that the printed fold lines are facing down.
- Turn the corners back to the outside fold lines and crease. Repeat for the next set of folds.
- Fold up along the center line so text is inside and graphics are on the outside.
- Finally fold down each wing.
- Throw briskly and slightly angled up.



THE ADJUSTABLE FLAPS

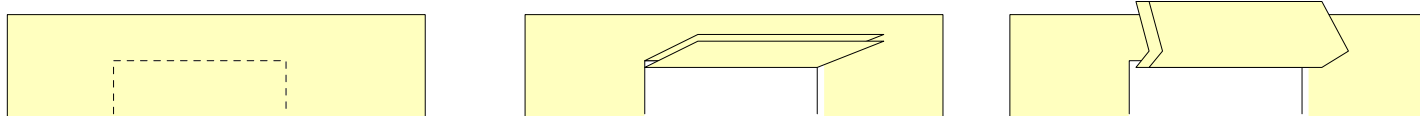
- Cut on sides.
- Fold up to make the plane rise...fold down to make the plane drop.

Note: When printing on printers that require a large bottom margin, the adjustable flaps may not print.



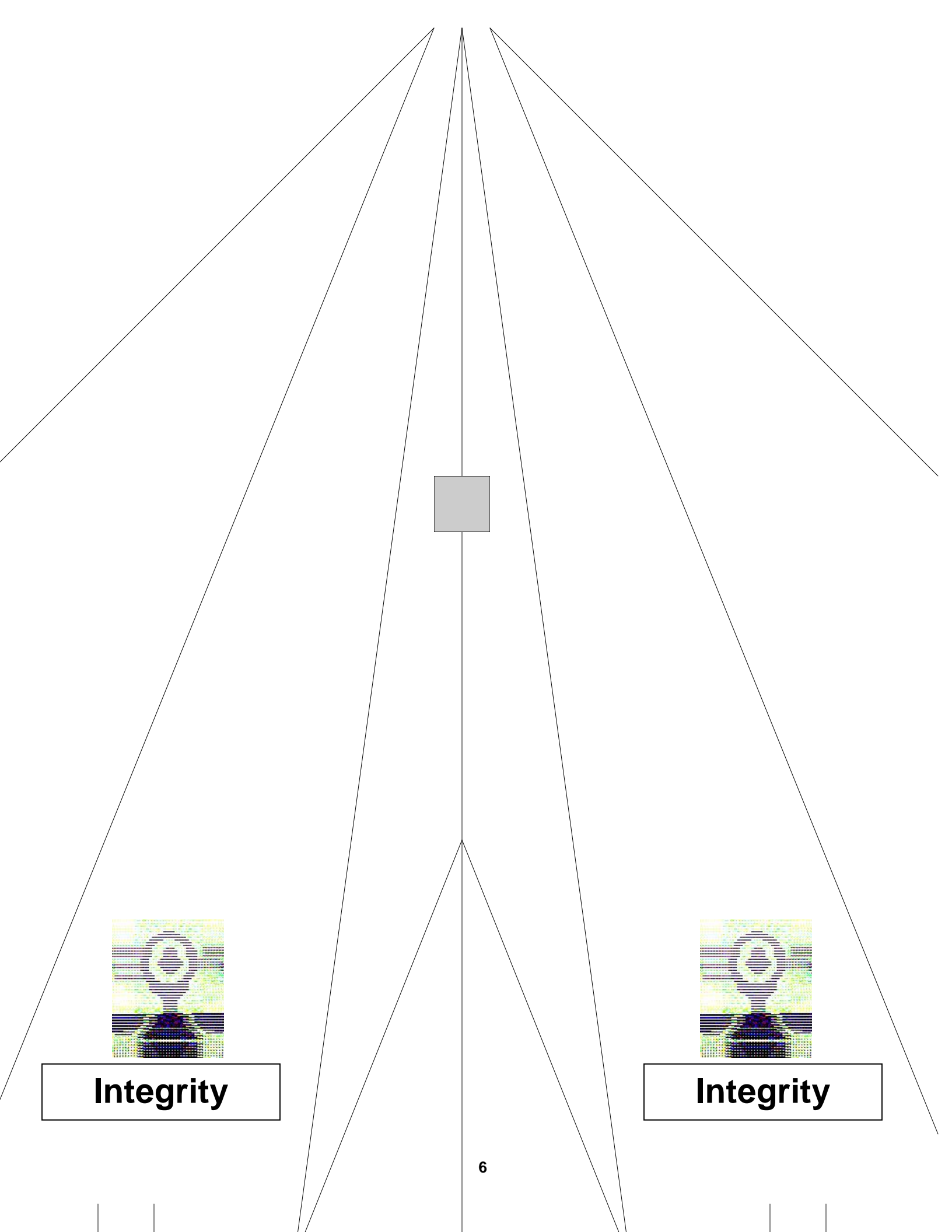
THE STICK-UP TAIL

- Bring the two angled fold lines together.
- Crease along the top.



THE FASTENING CLIP

- Cut on the sides.
- Fold to one side to hold the plane together.



Integrity



Integrity