

Youth Leadership Values Training

Helping the Youth of Today to Become the Leaders of Tomorrow ©

Leading Informal Small Group Values Discussions

Module #1 Achievement AWARENESS

(Hearing & Understanding)

Other related Achievement Modules under development are:
Module # 2 Achievement OBSERVATION (Seeing)
and Module # 3 Achievement DEMONSTRATION (Doing)



A Discussion Leader's Guide to Teaching the Value of Achievement

© Copyright 2004-2008 Old Kia Kima Preservation Association, Inc.
All rights reserved. Text may be used for educational purposes only, if credit is given.
No portion may be used for commercial purposes without express written permission.

Revised 8/27/08

DISCUSSION OUTLINE

Achievement: achieve-ment n.

1. The act of achieving: ACCOMPLISHMENT The act of accomplishing or finishing.
2. Something accomplished successfully, especially by means of exertion, skill, practice, or perseverance.
3. Something very good and difficult that you have succeeded in doing.
4. A remarkable deed.

Synonyms:

- Accomplishment (*Completion, Achievement*)
- Realization (*Fruition*)
- Triumph (*Victory, Conquest, Success*)
- Success (*Outcome, Results*)
- Fulfillment (*Fill, Execute, Satisfy*)
- Attainment (*Accomplishment, Achievement*)
- Exploit (*as in Feat or Deed*).
- Feat (*Achievement, Exploitation*)

Discussion Questions: (record answers on flip chart or chalk board)

- What is your definition of the value of Achievement?
- What key attitudes or behaviors can we identify which contribute to "Achievement"?
- What gets in the way of Achievement?
- Why is Achievement such an important principle?
- What supportive role do the values of Integrity, Responsibility, and Courage have to play as we act out the value of *Achievement* in our lives?
- Share some examples with each other on important personal Achievements, and the long term effect that they had on your life.

Achievement Quotations are available at our website: www.oldkiakima.org
For you to work into the discussions – Choose your favorites.

Flight Training: Achievement Team Competition for the longest flight.

Fun wrap-up. Break group into 4 teams – build only one paper airplane per team – award prize to winning team. (One half of Score ranks Teamwork/Time to "build", and the other half is the distance flown).

DISCUSSION LEADER'S GUIDE

Facilitating Achievement Discussion Questions (approximately 1 hour)

➤ **ASK: “What is your definition of the value of Achievement”?**

Look for words (synonyms) that describe Achievement. Try to draw in as many participants as possible into the discussion. Give participants the opportunity to help the group “build” a definition of Achievement – as each participant speaks, affirm their comments – SAY: “so a key feature in your definition of Achievement is_____.”

➤ **ASK: “What key attitudes or behaviors can we identify which contribute to Achievement”?**

Facilitate discussion, calling on a number of people to speak. Possible answers are that Achievement is influenced By: SELF-CONFIDENCE, DREAMS, SETTING GOALS, STUDY, PRACTICE, PREPARATION, PERSEVERANCE, PASSION, ATTITUDE, ENCOURAGEMENT, MOTIVATION, etc.. To stimulate group discussion, SAY: “Tell us more about that”, or “Why was that important”? or, “How did you benefit from that”? or, “What was the impact on others”?

➤ **ASK: “What gets in the way of Achievement”?**

First allow for, and facilitate discussion, capturing and recording key words on the flip chart or chalk board. Possible answers are the same words captured by the previous question but this time prefaced by the words “*a lack of*” ____, or “*not enough*” ____ etc.. SAY that these can be thought of as obstacles to be addressed, and to deal with on the path of successfully Achieving our Goals.

➤ **ASK: “Why is Achievement such an important principle”?**

Possible answers are that it is about: “*Being all that I can be*”, “*living up to my potential*”, “*doing my best to be my best*”, etc. (You might consider using some Quotations here to illustrate the importance of the Value of Achievement).

➤ **ASK: “What supportive role do the values of Integrity, Responsibility, and Courage have to play as we act out the value of Achievement in our lives?”**

Encourage group to discuss, in general, how the leadership values of Integrity, Responsibility, and Courage also have an impact on Achievement.

➤ **ASK: “Can we share some examples with each other on some important Achievements, and the long term positive effect that they have had on your life, or that of a friend”?**

Suggestion: Have participants turn to the person next to them to discuss this question quietly among themselves. Allow 5 to 10 minutes, then bring the group back together and ask for volunteers to share examples. Look for examples of how someone was helped or benefited by the Achievement. Also look for the ways a member of the group may have benefited by striving for a goal and valuing the Achievement of that goal or dream.

Youth Leadership Values Training

Achievement Quotations

On the premise that this Youth Leadership Core Value is best illustrated through the words and opinions of others, please go to the website link below to view a collection of quotations in support of the value for Achievement.



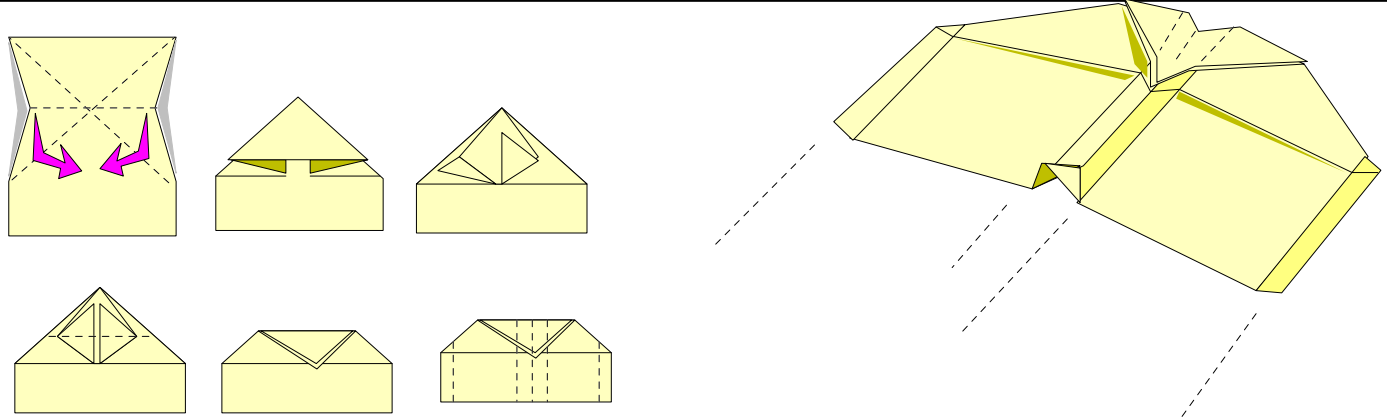
www.oldkiakima.org

ACHIEVEMENT

*'Where there is a will there is a way,
is an old and true saying.
He who resolves upon doing a thing,
by that very resolution often scales the barriers to it,
and secures its achievement.*

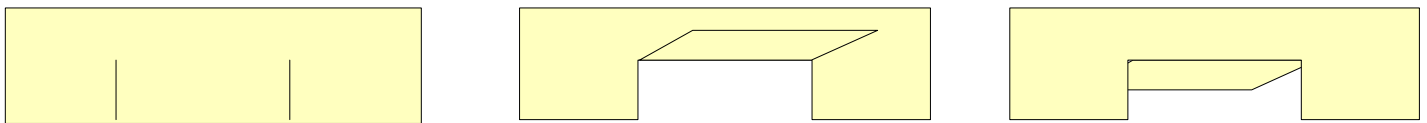
Samuel Smiles

Instructions — Building Achievement



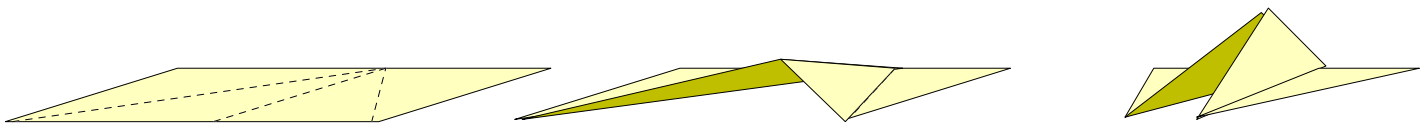
THE PLANE

- Flip the paper over so that the printed fold lines are facing down.
- First fold forward, crease and open back up along both diagonal lines. Also fold back on the horizontal line and reopen.
- Then pull and tuck the folds together as shown in the first two drawings.
- Now fold the corners of the each triangle up, almost to the center line.
- Fold the nose of the plane back.
- Fold up along the center line and then fold down each wing.
- Throw gently for distance...throw hard and up for overhead loops!



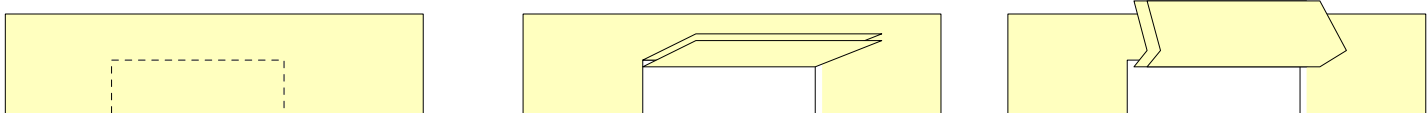
THE ADJUSTABLE FLAPS

- Cut on sides.
 - Fold up to make the plane rise...fold down to make the plane drop.
- Note: When printing on printers that require a large bottom margin, the adjustable flaps may not print.



THE STICK-UP TAIL

- Bring the two angled fold lines together.
- Crease along the top.



THE FASTENING CLIP

- Cut on the sides.
- Fold to one side to hold the plane together.

Achievement



Achievement

